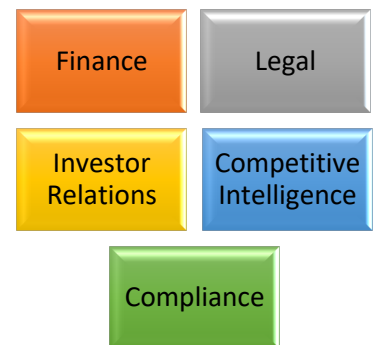


***For Corporations:
Enriching the Landscape on SEC Research.***

The 2020 challenge: COVID-19 turned the world upside down with quarantines, working remotely, plunging profits, market volatility, increasing refinancing and reorganizations, a growing demand for credit extensions, and your shrinking budget. All these factors and more create a challenge to provide comprehensive support for Corporate America with powerful, yet affordable applications that support more than one division.

The real question is: “How can we best equip our C-Level company activities with a comprehensive research platform that supports all our critical functions with the information needed and not “break the bank” as well?”



The real answer? Kaleidoscope. We help public and private companies conserve budget dollars and yet provide a flexible, easy to use cloud-based research platform that supports credit, equity and funds research, transactional, and compliance functions. No installation required. No special hardware. This solution gives you instant access to information no matter where you are.



Here are just a few ways Kaleidoscope supports the your Corporation:

- Robust search on disclosure language by other companies on emerging topics.
- Easily download all tables within annual and quarterly reports into Excel.
- XBRL & iXBRL view and print. Easy, fast research on financials, notes and accounting policies.
- Monitor SEC news, enforcement actions, litigation, new rules, and compliance standards.
- Agreements database provides easy access to all types of agreements, including employment, credit, and underwriting agreements, and agreement templates.
- Analyze the terms of a spin-off, tender offer, offering circular, refinancing, or a merger.
- Peer Group research identifying trends in executive and director compensation and LTIPs.
- Real-Time Alerts on people, companies, strategies, topics and more.

- Share “Live” Reports with colleagues for up-to-the-minute financial information via customizable dashboards.
- Monitor changes by activist investors and institutional holdings.
- Company profiles help you stay abreast of analyst’s opinions via investor news.

Added-Value Content:

XBRL & iXBRL – No more scouring through a 10-K or 10-Q for financial facts and notes. XBRL Viewer provides quick easy access to the numbers as well as notes to the financial statements, tables and accounting policies. Print the sections you need.

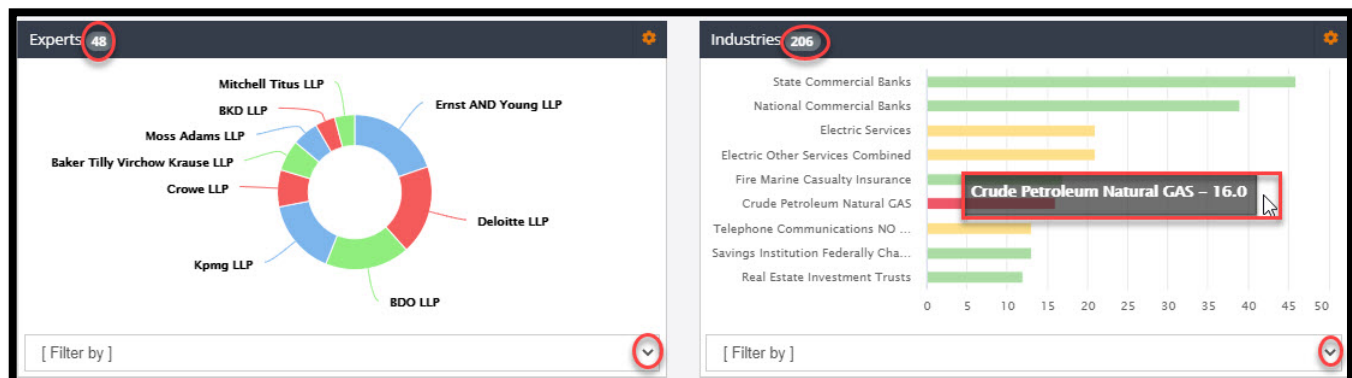
XBRL - corp | Jul 06, 2020 | 10-K

Print Document

	Consolidated Balance Sheets - USD (\$)	Dec. 31, 2019	Dec. 31, 2018
Current assets:			
Cash		\$ 72,355	\$ 50,053
Accounts receivable		38,526	19,732
Stock subscription receivable		49,250	
Inventories		4,114,977	570,587
Investments - equity securities, at fair value		149,517	
Prepaid expenses and other		602,980	6,683
Deferred commission costs		129,123	
Total current assets		5,156,728	647,055
Property and equipment, net		1,879,739	291,346
Operating lease right-of-use assets		10,379,685	
Finance lease right-of-use assets, net		849,209	
Other assets:			
Intangible assets, net		2,489,612	1,383,919
Goodwill		480,301	147,092
Inventories, long-term		935,121	
Deferred commission costs, net of current portion		217,024	
Other		34,377	
Total other assets		4,138,435	1,531,011
Total assets		22,401,796	2,469,412
Current liabilities:			
Line of credit		2,413,539	

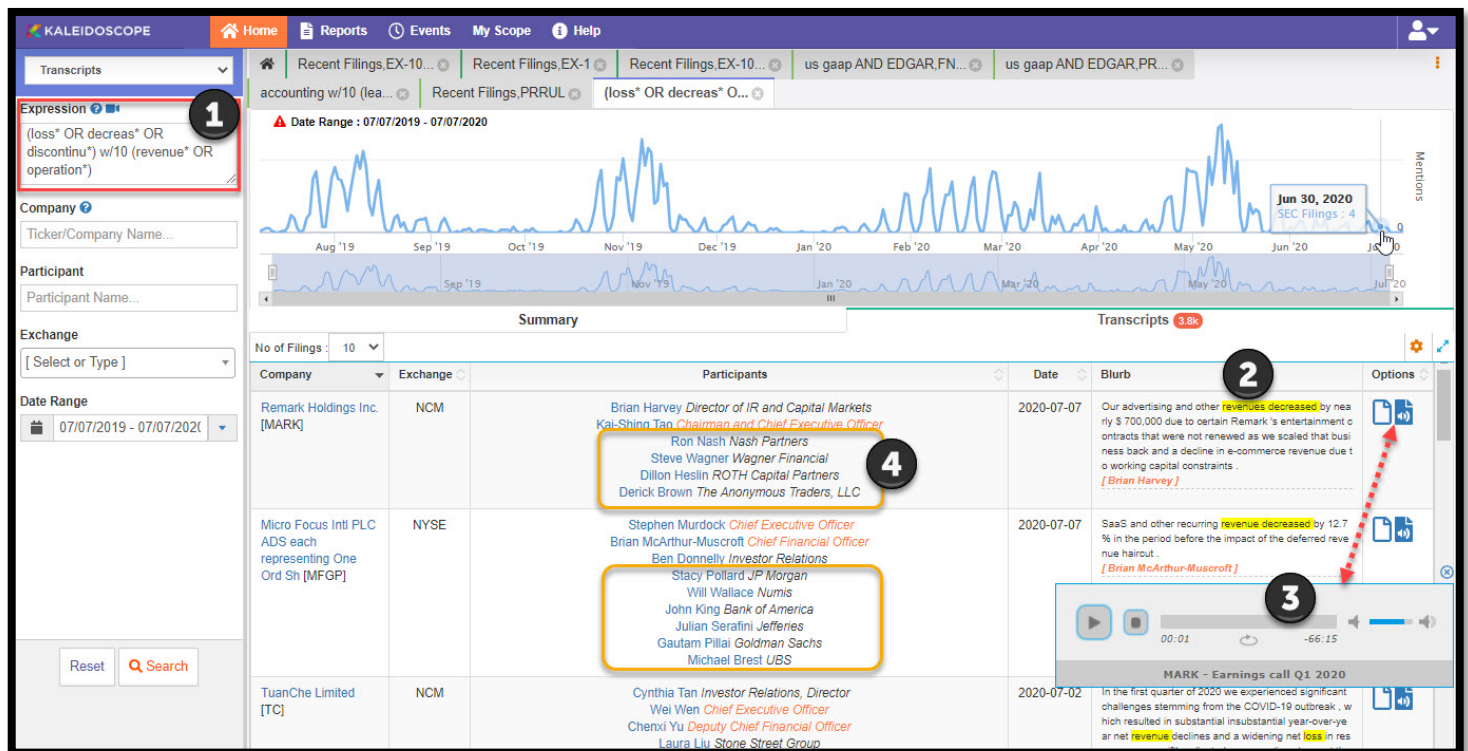
Infographics –

Adds interest and retention because the color coded, dynamic Infographics reveal the numerical and metrics supporting your search results. Each chart is an interactive screener.



Investor News - Explore real investor news, opinion, analyst ratings, ideas and more. Compiled from reliable online resources, not your same old newswires, Kaleidoscope provides access to full text articles in one-easy to use interface.

Transcripts of Earnings Calls – 1) Completely searchable for language trends, exchange, participants, and date range. 2) Read and 3) listen to complete earnings calls with audio playback, so you never miss a call, 4) lists participants: corporate officers, and analysts/companies with links to all companies covered by an analyst. Links to full company profiles.



Transcripts

Expression: (loss* OR decreases* OR discontinu* w/10 (revenue* OR operation*))

Company: Ticker/Company Name...

Participant: Participant Name...

Exchange: [Select or Type]

Date Range: 07/07/2019 - 07/07/2020

Summary

Company	Exchange	Participants	Date	Blurb	Options
Remark Holdings Inc. [MARK]	NCM	Brian Harvey Director of IR and Capital Markets Kai-Shion Tan Chairman and Chief Executive Officer Ron Nash Nash Partners Steve Wagner Wagner Financial Dillon Heslin ROTH Capital Partners Derick Brown The Anonymous Traders, LLC	2020-07-07	Our advertising and other revenues decreased by nearly \$ 700,000 due to certain Remark's entertainment contracts that were not renewed as we scaled that business back and a decline in e-commerce revenue due to working capital constraints. [Brian Harvey]	
Micro Focus Intl PLC ADS each representing One Ord Sh [MFGP]	NYSE	Stephen Murdock Chief Executive Officer Brian McArthur-Muscroft Chief Financial Officer Ben Donnelly Investor Relations Stacy Pollard JP Morgan Will Wallace Numis John King Bank of America Julian Serafini Jefferies Gautam Pillai Goldman Sachs Michael Brest UBS	2020-07-07	SaaS and other recurring revenue decreased by 12.7 % in the period before the impact of the deferred revenue haircut. [Brian McArthur-Muscroft]	
TuanChe Limited [TC]	NCM	Cynthia Tan Investor Relations, Director Wei Wen Chief Executive Officer Chenxi Yu Deputy Chief Financial Officer Laura Liu Stone Street Group	2020-07-02	In the first quarter of 2020 we experienced significant challenges stemming from the COVID-19 outbreak, which resulted in substantial insubstantial year-over-year net revenue declines and a widening net loss in res	

Shareholder Activism

Nothing's worse than getting blindsided by activist shareholders. Discover the ownership level, history of activism and monitor shareholdings on forms SC 13D, 13D/A, and SC 13G, SC 13G/A.

Name of Reporting Person	Date of Transaction	Amount of Securities	Price Per Share	Export to excel
High River Limited Partnership	03/10/2020	257,024	7.79	
High River Limited Partnership	03/11/2020	748,644	8.06	
High River Limited Partnership	03/12/2020	1,277,584	6.99	
Icalm Partners LP	03/10/2020	593,003	7.79	
Icalm Partners LP	03/11/2020	1,749,566	8.06	
Icalm Partners LP	03/12/2020	2,985,691	6.99	
Icalm Partners Master Fund LP	03/10/2020	435,094	7.79	
Icalm Partners Master Fund LP	03/11/2020	1,245,008	8.06	
Icalm Partners Master Fund LP	03/12/2020	2,124,643	6.99	

Institutional Holders share fluctuations, and true insiders (forms 3, 4, and 5) with Kaleidoscope. See how other companies have handled Proxy Fights and the outcomes in the Events section. Protect your company from potential takeovers or tender offers with real time alerts from Kaleidoscope.

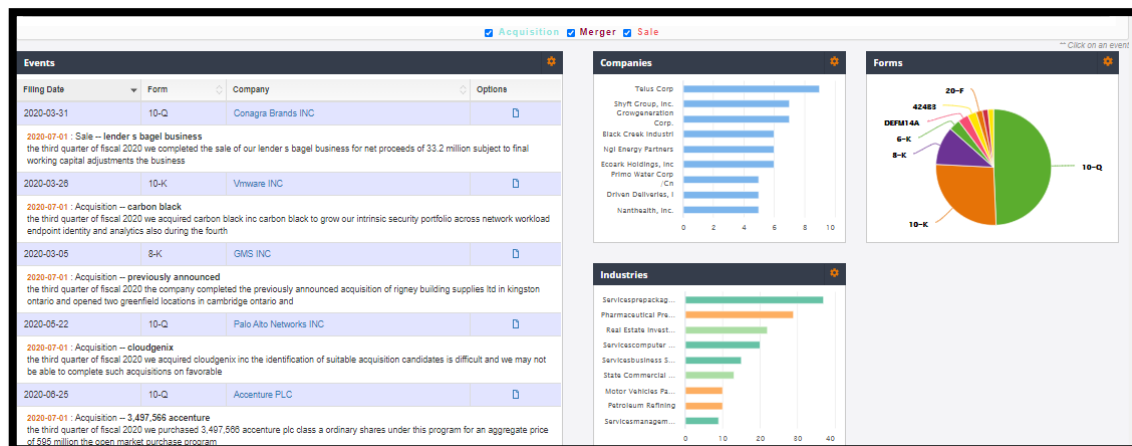
Stock Trends

Quick preview of Gainers and Losers! When your topics are found in filing disclosures, Stock Trends pre-calculates the activity and stock prices for that timeframe and displays this snapshot. Dive in to find out why.



Events: M&A Activity Surfaced in Real-time

No hunting or digging, Kaleidoscope surfaces critical actions that impact companies and ultimately, investments. Screen the results by the infographics showing the distribution by industry or access the filing. Fast, easy and factual, topics include: M&As, Executive & Director Changes, Financial Restatements, Proxy Fights and more.



Content: (For the complete itemized list, [Content & Features Data Sheet](#))

Kaleidoscope contains up-to-the minute, authoritative corporate and financial data, robust search functionality, interactive infographics as well as access to comprehensive standards and regulatory information.

- **SEC** filings for companies, funds, investment management firms, foreign private issuers and foreign governments.
- **Precedent Agreements** that are alphabetized A-Z and categorized for easy, search and retrieval.
- **Example Library** - Forms of Agreements and Exhibits.
- **Standards & Regulatory Information** on rules, news, standards, legal interpretations, litigation, and enforcement actions.
- **Corporate Profiles** on public companies.
- **Earnings Calls Transcripts** – audio playback and text.
- **SEDAR** filings (optional) for companies, funds & Canadian Standards & Regulatory Information.

Features: (For the complete list of features and functions, download Kscope Features Data Sheet)

- **Highlighted “blurbs”** – **hits in context** are highlighted for easy identification and review.
- **Dynamic, Data-driven Infographics** summarize statistics and filter results in an instant.
- **Affiliations** – Kaleidoscope maps Directors’ & Executives’ affiliations with other companies.
- **Executive Compensation Table** – Get a quick glimpse of salary and total compensation trends.
- **Stock Winners and Losers** calculated from the first day to present.
- **Compare Filings** – It’s easy to see the **additions** and **deletions** made to original documents.
- **Save and Share Searches** for collaborative activities, making your team more efficient.
- **Custom Live Reports** – Create automatically up-dating reports comprised of filings and infographic widgets that can be shared with others.
- **Custom Peer Groups** pinpoint results on specific companies avoiding the time-consuming “one-at-a-time” approach.
- **Export Options** let you export / print / view documents in Word, PDF and download financial tables and search results into XLS. Or Mass Download filings, exhibits or agreements in one group.
- **Email Alerts** – Set up unlimited alerts on subjects, people, competitors, events, customers, and suppliers.
- **XBRL and iXBRL** viewing in HTML and download to Excel.

For more information, sign up for a free 14-day trial or ask about group rates:

 sales@kscope.io or  toll free 866-572-6731