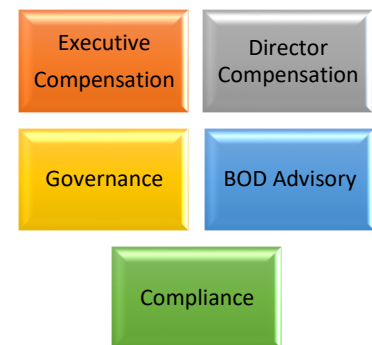

***Executive Compensation & Governance:
Enriching
Corporate and Securities Research.***

The 2020 challenge: COVID-19 turned the world upside down with quarantines, working remotely, plunging profits, market volatility, increasing refinancing and reorganizations, a growing demand for credit extensions by customers, and your shrinking budget. All these factors and more create a challenge to provide comprehensive support for executive compensation consultants, where powerful, yet affordable applications support more than one team.

The real question is: “How can I best equip compensation and governance experts with comprehensive content and robust research tools that streamlines comparative research and keep the CFO happy?”



The real answer? Kaleidoscope. We help executive compensation advisory teams easily extract all the statistics, compensation data into tables, set up comparative peer groups and research comparatives on compensation, policies, and track records of performance. At the same time, enriching the advisory team with statistics to support conclusions. It’s a flexible, easy-to-use cloud-based research platform which means you’re not tied to a terminal, there’s no hardware or software to install.



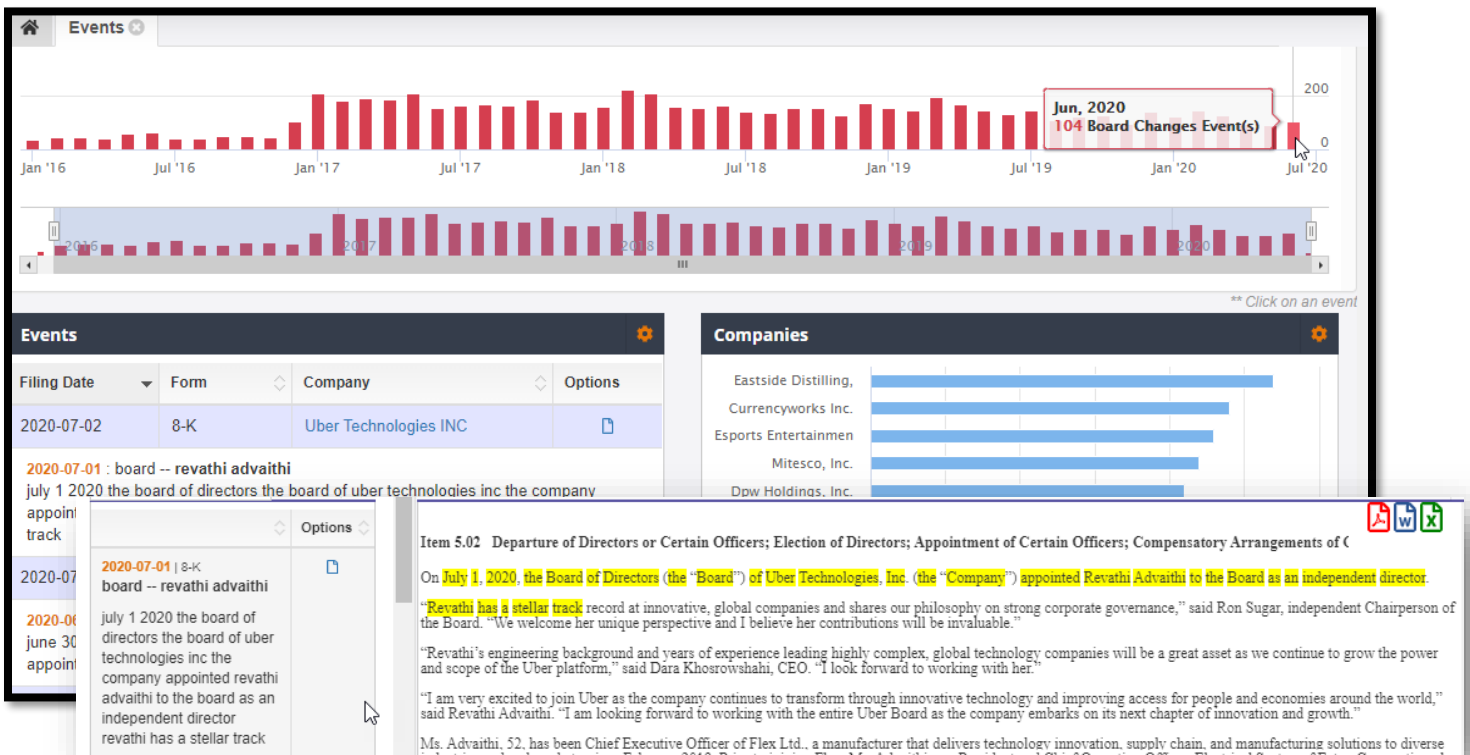
Here are just a few ways Kaleidoscope supports the Executive Compensation industry:

- **Robust search** on current or potential clients, i.e. corporate actions, financials, and transcripts.
- **Real-Time Alerts** on names, topics, filing types, voting results, or executive leadership moves.
- **Analyze the background**, relevant experience, and compensation of Executives and Directors
- **Executive Compensation** on the Company Profile summarizes pay and links directly to the Summary Compensation Table within the Proxy.
- **Peer Group** research identifying trends for compensation, LTIPs, shareholder demands and corporate responses.
- **Save and Share Searches** using keywords, phrases, names and topics.

- Easily download all tables within any filing, i.e. registrations, annual, quarterly and proxy statements.
- Monitor SEC news, enforcement actions, litigation, new rules, and compliance standards.
- Share “Live” Reports with colleagues for up-to-the minute company picture via customizable dashboards.
- Employment and Severance Agreements for company executives are easy access
- Monitor changes in control, sector trends, shareholder proposals and potential activist investors.
- Discover ESG policies or management’s performance and see the historical effect on stock prices.

Added-Value Content:

Events: Board and Executive Changes – Surfaced in Real-time



Events

Jun, 2020
104 Board Changes Event(s)

Filing Date	Form	Company	Options
2020-07-02	8-K	Uber Technologies INC	

2020-07-01 : board -- revathi advaiti
 July 1 2020 the board of directors the board of uber technologies inc the company appointed revathi advaiti to the board as an independent director revathi has a stellar track

Item 5.02 Departure of Directors or Certain Officers; Election of Directors; Appointment of Certain Officers; Compensatory Arrangements of

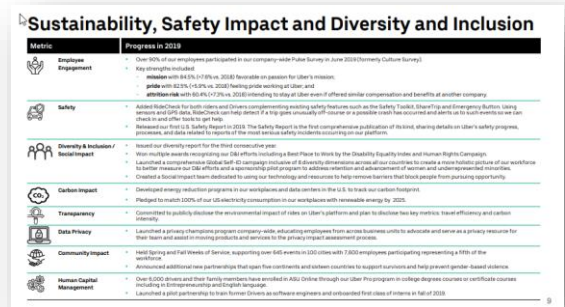
On July 1, 2020, the Board of Directors (the “Board”) of Uber Technologies, Inc. (the “Company”) appointed Revathi Advaiti to the Board as an independent director. “Revathi has a stellar track record at innovative, global companies and shares our philosophy on strong corporate governance,” said Ron Sugar, independent Chairperson of the Board. “We welcome her unique perspective and I believe her contributions will be invaluable.”

“Revathi’s engineering background and years of experience leading highly complex, global technology companies will be a great asset as we continue to grow the power and scope of the Uber platform,” said Dara Khosrowshahi, CEO. “I look forward to working with her.”

“I am very excited to join Uber as the company continues to transform through innovative technology and improving access for people and economies around the world,” said Revathi Advaiti. “I am looking forward to working with the entire Uber Board as the company embarks on its next chapter of innovation and growth.”

Ms. Advaiti, 52, has been Chief Executive Officer of Flex Ltd., a manufacturer that delivers technology innovation, supply chain, and manufacturing solutions to diverse

No hunting or digging, Kaleidoscope surfaces critical actions that impact the financial health and stability of senior management of companies. Screen the results by industry or access the filing. Fast, easy-to-use, and factual, event topics include: M&As, Executive & Director Changes, Financial Restatements, Proxy Fights and more. Kaleidoscope includes



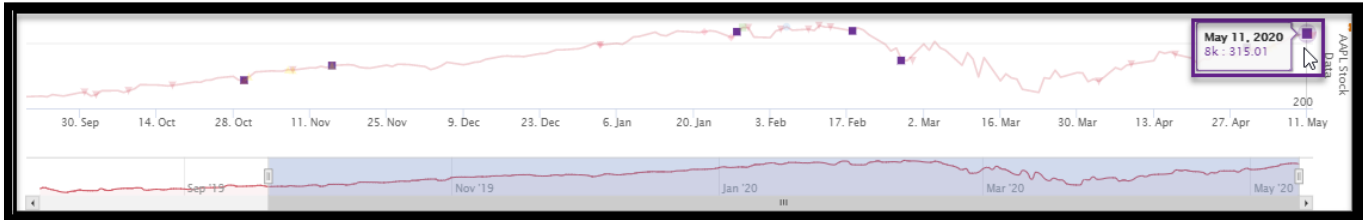
Sustainability, Safety Impact and Diversity and Inclusion

Metric | **Progress in 2019**

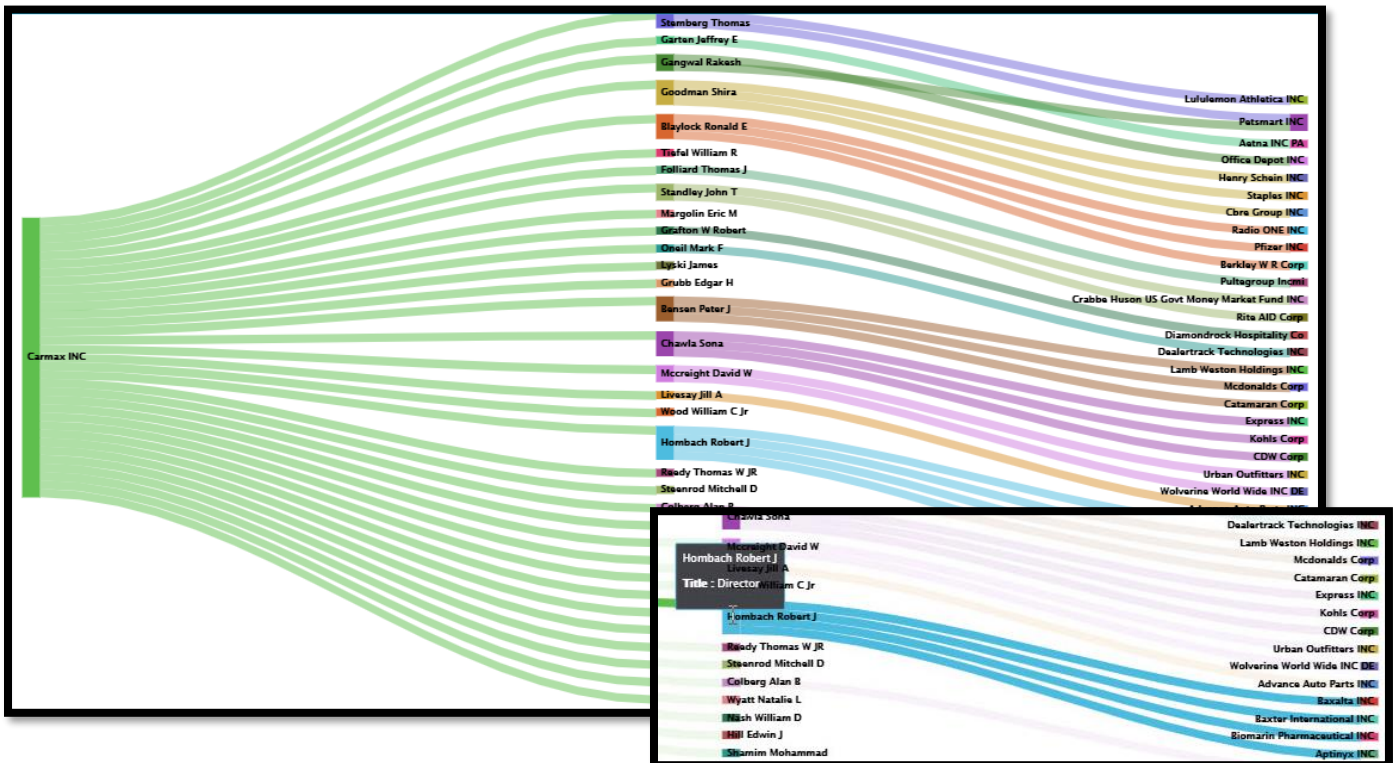
- Employee Engagement**
 - Over 90% of our employees participated in our company-wide Pulse Survey in June 2019 (Quarterly Culture Survey).
 - Key insights included:
 - improve with 84.6% of 2019 results on question for Uber's mission
 - improve with 82.9% of 2019 results regarding working at Uber and
 - improve with 80.4% of 2019 results regarding similar compensation and benefits at another company.
- Safety**
 - Added BackCheck for both cities and Drivers complementing existing safety features such as the Safety Toolkit, Sharing and Emergency Button, Using Access and QR Code, Backcheck and Help detect if a trip gets unusually off course or a possible crash has occurred and alert us to both events we can detect in real-time for trip help.
 - Released our first U.S. Safety Report in 2019. This Safety Report is the first comprehensive publication of its kind, sharing details on Uber's safety progress, processes, and data, written in reports of the most recent safety incidents occurring on our platform.
- Diversity & Inclusion / Social Impact**
 - Issued our diversity report for the third consecutive year.
 - Won multiple awards recognizing our D&I efforts including a Best Place to Work by the Diversity Equality Index and Human Rights Campaign.
 - Launched a comprehensive digital tool in language including 16 diverse dimensions around our practices to create a more holistic picture of our activities to further measure our D&I efforts and a corresponding pilot program to address identified and advancement of mental and underrepresented minorities.
 - Created a Social Impact team dedicated to using our technology and resources to help remove barriers that block people from pursuing opportunity.
- Carbon Impact**
 - Developed energy reduction programs in our workplaces and data centers in the U.S. to track our carbon footprint.
 - Pledged to reach 200% of our US electricity consumption in our workplaces with renewable energy by 2025.
- Transparency**
 - Committed to quickly disclose the environmental impact of Uber on Uber's platform and plan to disclose the key metrics, board policies and carbon intensity.
- Data Privacy**
 - Launched a privacy transparency program complete with educating employees from across business units to advocate and serve as a primary resource for their team and assist in missing products and services to the privacy impact assessment process.
- Community Impact**
 - Hosted Spring and Fall drives of service, supporting over 645 events in 100 cities with 7,000 employees participating representing a 91% of the workforce.
 - Announced additional new partnerships that open five countries and address countries to support survivors and help prevent gender-based violence.
- Human Capital Management**
 - Over 10,000 drivers and their family members have enrolled in Uber Drive through our Uber Advantage program to collaborate courses to certify/earn courses including in Emergency and English language.
 - Launched a pilot partnership to train former Uber drivers as health care workers and expanded their class of training in Fall 2019.

and supports corporate presentations in other formats such as PowerPoint and image files that are included as exhibits to SEC filings.

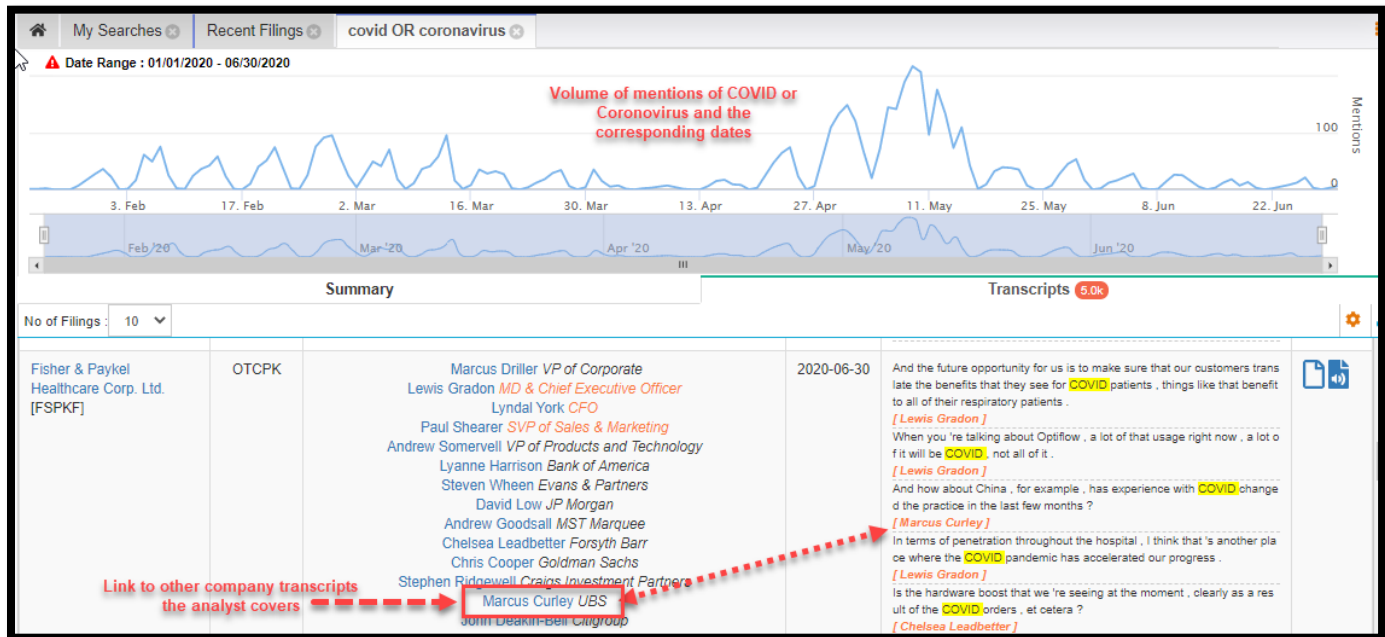
End of Day Stock Prices – Enriched with an interactive overlay of filings by date. Download complete EOD history. Adjust the timeline to see the effects of all director’s and executive’s performance on the stock price over their tenure.



Affiliations Mapping – See the intertwined affiliations that executives, directors and beneficial owners have with other companies. Export the mapping to your desktop.



Transcripts of Earnings Calls – Read and listen to complete earnings calls with audio playback, corporate



officers, and analysts/companies. Links to company profiles, interactive filter to analyst's coverage of other companies. **Hear the tone** of their voices. Completely searchable for language trends, exchange, participants, and date range.

Content: (For the complete itemized list, [Content & Features Data Sheet](#))

Kaleidoscope contains up-to-the minute, authoritative corporate and financial data, robust search functionality, interactive infographics as well as access to comprehensive standards and regulatory information.

- **SEC filings** for companies, funds, investment management firms, foreign private issuers and foreign government bonds.
- **Corporate Profiles** on public companies. All pertinent data on that company in one spot.
- **Employment Agreements** from 1994 to date are in the company profiles for easy, comparison and retrieval.
- **Agreements & Exhibits Database** contains all agreements and exhibits filed since 1994.
- **Financial information** – Income Statement, Balance Sheet and Cash Flow, in XBRL for easy and quick location of notes to the tables.
- **Standards & Regulatory Information** on rules, news, standards, legal interpretations, litigation, and enforcement actions.
- **Earnings Calls Transcripts** – audio playback and text.
- **SEDAR filings** (optional) for companies, funds & Canadian Standards & Regulatory Information.

Features: (For the complete list of features and functions, download Kscope Features Data Sheet)

- **Highlighted “blurbs”** – **hits in context** are highlighted for easy identification and review.
- **Dynamic, Data-driven Infographics** summarize statistics and filter results in an instant.
- **Affiliations** – Kaleidoscope maps Directors’ & Executives’ affiliations with other companies.
- **Executive Compensation Table** – Get a quick glimpse of salary and total compensation trends.
- **Compare Filings** – It’s easy to see the **additions** and ~~deletions~~ made to original documents.
- **Save and Share Searches** for collaborative activities, making your team more efficient.
- **Custom Live Reports** – Create automatically up-dating reports comprised of filings and infographic widgets that can be shared with others.
- **Custom Peer Groups** pinpoint results on specific companies avoiding the time-consuming “one-at-a-time” approach.
- **Export Options** let you export / print / view documents in Word, PDF and download financial tables and search results into XLS. Or Mass Download filings, exhibits or agreements in one group.
- **Email Alerts** – Set up unlimited alerts on subjects, people, competitors, events, customers, and suppliers.

For more information, sign up for a free 14-day trial or ask about group rates:

 sales@kscope.io or  toll free 866-572-6731